


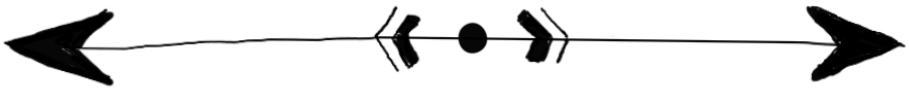


## **How to create a family dot page:**

- 1) Cut along the lines to create a straightedge tool and circles.**
- 2) Use the tools to draw your family's structure. The circles represent each family member. Use the straightedge to connect family members.**
- 3) Display your beautiful family picture!**



*My Eternal Family*

A decorative horizontal line with arrows at both ends. In the center, there is a small black dot flanked by two small, stylized arrowheads pointing towards each other.